

Basik Air Concept
559 Chemin des Salles
83300 Draguignan
tel: 04 94 99 12 36
fax: 04 94 39 89 37
E-mail: basik.fr@free.fr

TECHNICAL ADVISORY

N° AV070718
Date 18/07/2007
Page 1/2

EQUIPEMENTS CONCERNED

Advance Tandem system T1 and T2

Equipement concerned: Advance Tandem T1 and T2 MFG before April 2006

Subject It is request to all Advance tandem user MFG before April 2006 to verify the left side diagonal back strap at the Oeticker clamp level which maintain the reserve housing located on the shoulder right beside the 3 ring system.

Reasons: Potential risk of damage on the type 8 webbing because of the clamp friction on the webbing.

Application: Immediat and mandatory

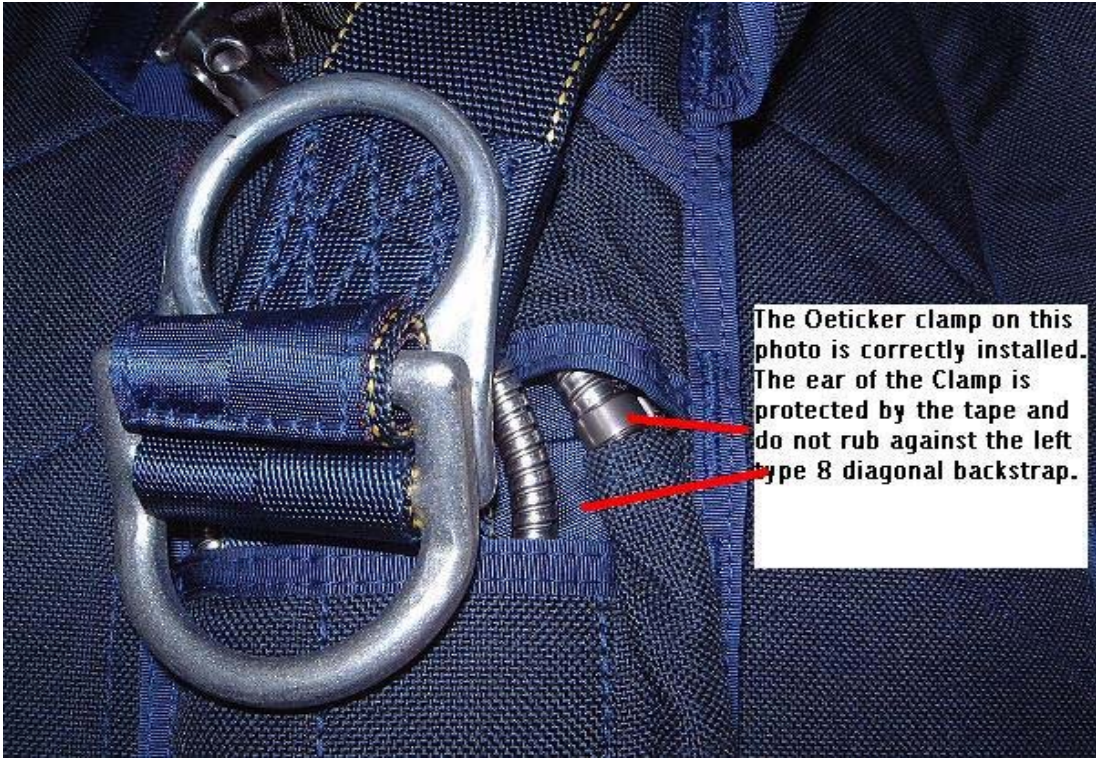
Works: If a damage is found you must get in touch with us at basik.fr@free.fr
A certified Master Rigger can make the repair after getting our repair plan.
If no damage is found but the Oeticker clamp is mouting the wrong way the clamp must be uncrimped, turn back inside the tape and reset.
If you cannot reset it a hand tacking can be made to maintain the housing.
This must be done by a certified Master Rigger

Jérôme Bunker

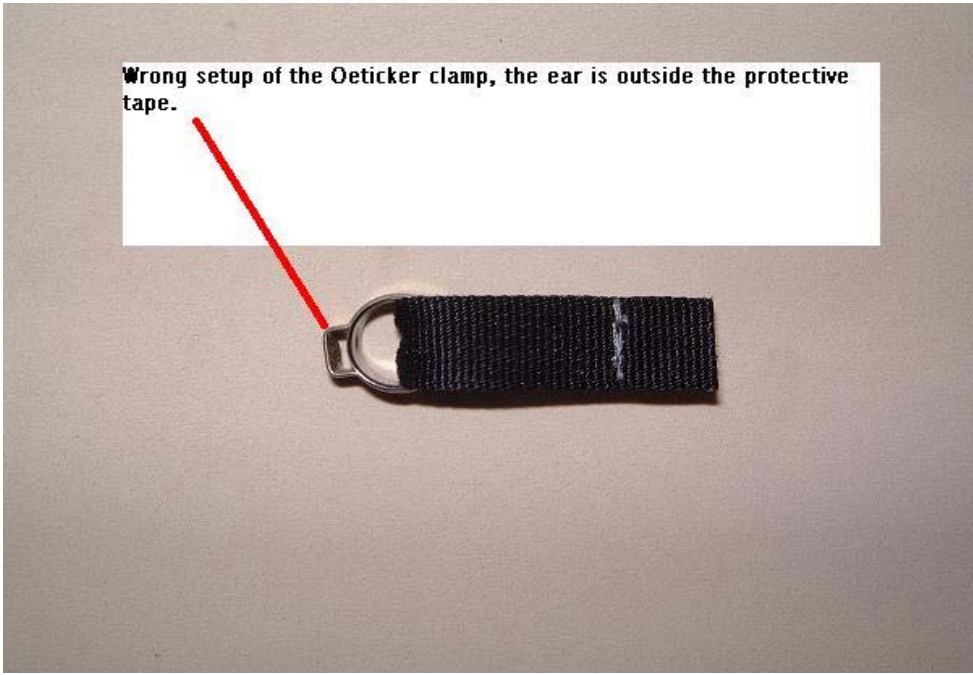


Ludovic Chevé

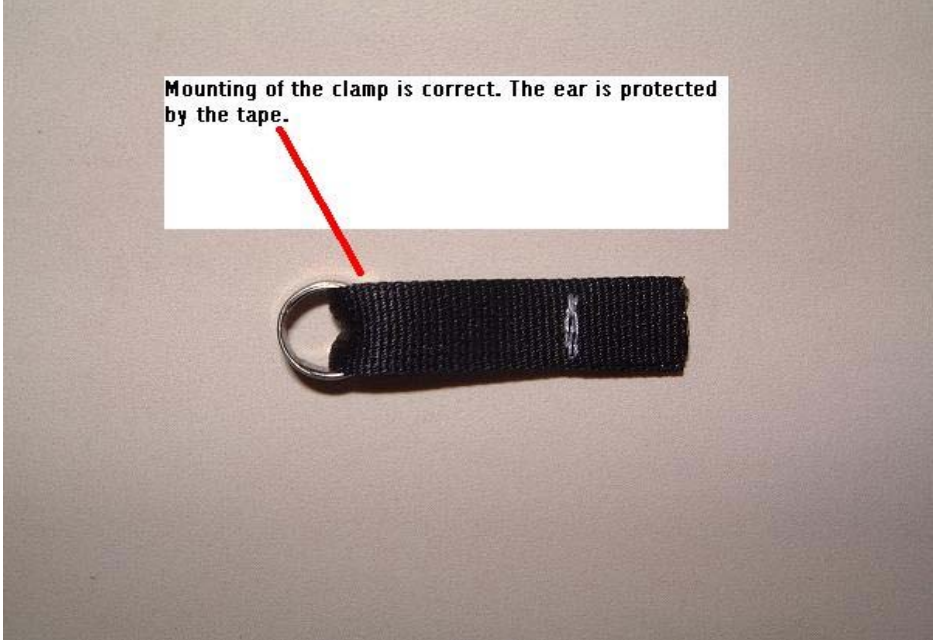




The Oeticker clamp on this photo is correctly installed. The ear of the Clamp is protected by the tape and do not rub against the left type 8 diagonal backstrap.



Wrong setup of the Oeticker clamp, the ear is outside the protective tape.



Mounting of the clamp is correct. The ear is protected by the tape.